

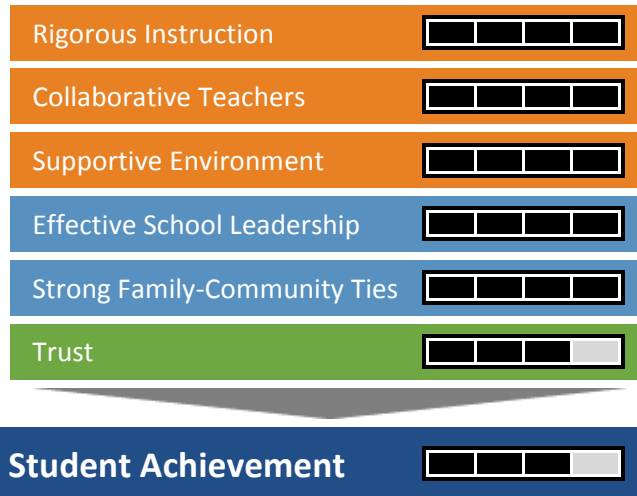
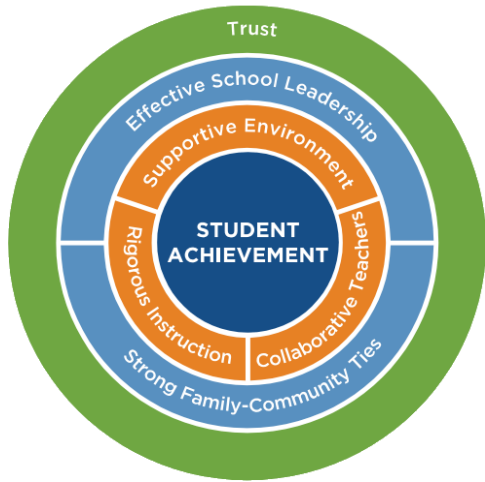
2015-16 School Quality Snapshot / ES

schools.nyc.gov/schoolportals/28/Q101

P.S. 101 School In The Gardens (28Q101)

Framework for Great Schools

Research shows that schools strong in the six areas are far more likely to improve student learning.



KEY:



General Information

Principal: Monique Lopez-Paniagua
 Grades served: PK,0K,01,02,03,04,05,06,SE
 Enrollment: 633
 Shared Space: No
 Admissions methods: Zoned School

Student Demographics

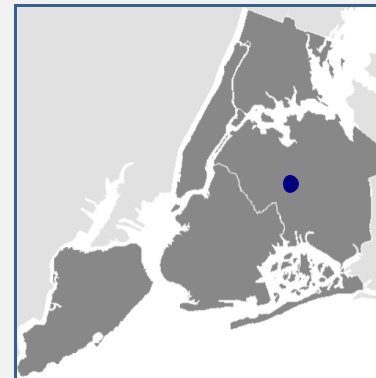
Asian: 29% | Black: 3% | Hispanic: 15% | White: 45%
 English Language Learners: 5%
 Student with Special Needs: 11%

Staff Experience

Years of principal experience at this school: 3.4
 % of teachers with 3 or more years of experience: 70%

Attendance

Student Attendance: 96% (City: 94%) | Students Chronically Absent: 10% (City: 19%)
 Teacher Attendance: 95%



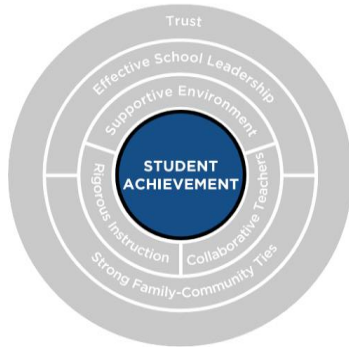
[2 Russell Place](#)

Queens, NY 11375

718-268-7231

Programs and Activities

90% of parents feel that this school offers a wide enough variety of programs, classes, and activities to keep students interested in school (City: 89%)



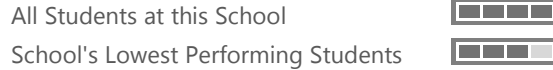
Student Achievement

This section presents information on this school's state test results, including student growth and performance, how students performed in core courses, and how well students are prepared for middle school.

Growth on State Tests

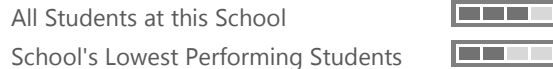
English

How well did this school help students improve on their State English tests?



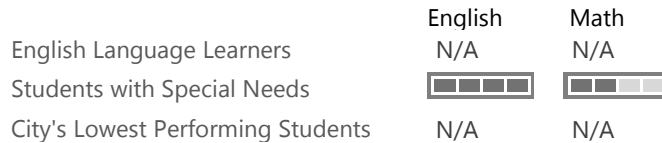
Math

How well did this school help students improve on their State math tests?



Closing the Achievement Gap

How well did this school help different groups of students improve on their State English and math tests?



Passing Courses

Next Level Readiness

96%

pass rate by this school's former 5th graders in their 6th grade classes in math, English, social studies, and science

Comparison Group*: 96%

District: 96%

City: 94%

Performance on State Tests

English

68%

met State standards on the State English test; the average score at this school was 3.3 out of 4.5

Comparison Group*: 71%

District: 43%

City: 39%

At this school, how did students from different starting points in 3rd grade perform on state tests in 5th grade?

English		
Starting Point (3rd grade level)	5th Grade Outcomes (on state ELA test)	Comp Group*
Level 3 or 4	83% scored 3 or 4	81%
Level 2	25% scored 3 or 4	25%
Level 1	N/A scored 2, 3, or 4	N/A

Math

74%

met State standards on the State math test; the average score at this school was 3.5 out of 4.5

Comparison Group*: 74%

District: 44%


City: 40%

Math		
Starting Point (3rd grade level)	5th Grade Outcomes (on state math test)	Comp Group*
Level 3 or 4	93% scored 3 or 4	85%
Level 2	44% scored 3 or 4	30%
Level 1	N/A scored 2, 3, or 4	N/A

Which middle schools did students from this school most frequently attend?

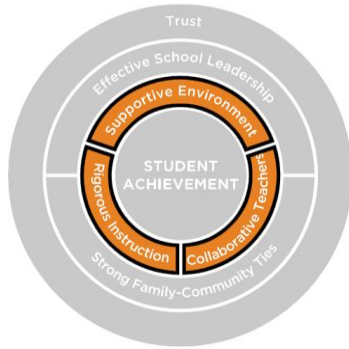
- 47% J.H.S. 157 Stephen A. Halsey
- 30% J.H.S. 190 Russell Sage
- 3% J.H.S. 217 Robert A. Van Wyck
- 3% Baccalaureate School For Global Education

KEY:



*Comparison Group is made up of students from other schools across the city who were the most similar to the students at this school, based on their prior test scores, disability status, and economic need. The "comparison group" result is an estimate of how the students at this school would have performed if they had attended other schools throughout the city.

The section ratings are based on more information than what is included in this summary report. For more information, please see: <http://schools.nyc.gov/Accountability>



¹ Quality Review

Ratings from an experienced educator who visited and evaluated the school on May 5, 2016

² Survey Response Rates

Teachers: 95% (36)
Parents: 79% (385)

KEY:



Rigorous Instruction



Curriculum and instruction are designed to engage students, foster critical thinking skills, and are aligned to the Common Core.

Quality Review ¹

How interesting and challenging is the curriculum?



How effective is the teaching and learning?



How well does the school assess what students are learning?



Survey ²

93%

responded positively to questions about Rigorous Instruction

District: 84%
City: 85%

Selected Questions

94% of teachers say that students do reading and writing grounded in evidence from text (City: 91%)

97% of teachers say that students develop conceptual, procedural, and applied skills in math (City: 92%)

Collaborative Teachers



Teachers participate in opportunities to develop, grow, and contribute to the continuous improvement of the school community.

Quality Review

How well do teachers work with each other?



Survey

88%

responded positively to questions about Collaborative Teachers

District: 84%
City: 84%

Selected Questions

94% of teachers say that they work together to design instructional programs (City: 91%)

94% of teachers say that they have opportunities to work productively with colleagues in their school (City: 86%)

92% of teachers say that they feel responsible that all students learn (City: 90%)

Supportive Environment



The school establishes a culture where students feel safe, challenged to grow, and supported to meet high expectations.

Quality Review

How clearly are high expectations communicated to students and staff?



Less Restrictive Environment

Movement of students with special needs to less restrictive environments



Survey

88%

responded positively to questions about Supportive Environment

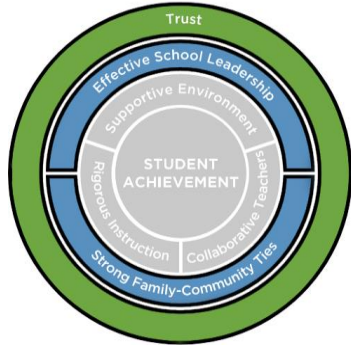
District: 82%
City: 80%

Selected Questions

100% of teachers say that students are safe in the hallways, bathrooms, locker room, and cafeteria (City: 94%)

94% of teachers say that adults at the school teach students how to advocate for themselves (City: 83%)

100% of teachers say that students feel it is important to come to school every day (City: 90%)



Effective School Leadership

School leadership inspires the school community with a clear instructional vision and effectively distributes leadership to realize this vision.

Survey ²

95%

responded positively to questions about Effective School Leadership

District: 85%
City: 85%

Selected Questions

- 97% of teachers say that the principal communicates a clear vision for this school (City: 86%)
- 94% of teachers say that curriculum and instruction are well coordinated across different grade levels (City: 81%)
- 98% of parents feel that the principal works to create a sense of community in the school (City: 94%)

Strong Family-Community Ties

The school forms effective partnerships with families and outside organizations to improve the school.

Survey

95%

responded positively to questions about Strong Family-Community Ties

District: 91%
City: 91%

Selected Questions

- 96% of parents say that school staff regularly communicate with them about how parents can help their child learn (City: 93%)
- 93% of parents feel that teachers understand families' problems and concerns (City: 93%)
- 100% of teachers say that teachers at this school work closely with families to meet student needs (City: 97%)

Trust

Relationships between administrators, educators, students, and families are based on trust and respect.

Survey

91%

responded positively to questions about Trust

District: 89%
City: 89%

Selected Questions

- 88% of teachers say that they trust the principal (City: 78%)
- 83% of teachers say that they trust each other (City: 82%)
- 94% of parents say that school staff work hard to build trusting relationships with them (City: 94%)

Additional Information

This report is intended to provide a useful summary of school information, but it does not cover everything.

To learn more, parents are encouraged to review additional resources, such as the School Directory, the School Quality Guide, the Quality Review, and the NYC School Survey, and to speak with members of the school community.

² Survey Response Rates

Teachers: 95% (36)
Parents: 79% (385)

KEY:



For more information on this document: <http://schools.nyc.gov/NR/rdonlyres/74BFBB39-8015-4264-820E-46A81D6C265F/0/2016FamilyGuideEMS.pdf>

- School Quality Guide: http://schools.nyc.gov/OA/SchoolReports/2015-16/School_Quality_Guide_2016_EMS_Q101.pdf
- Quality Review: http://schools.nyc.gov/OA/SchoolReports/2015-16/Quality_Review_2016_Q101.pdf
- NYC School Survey: http://schools.nyc.gov/OA/SchoolReports/2015-16/Survey_2016_Q101.pdf
- NYC School Directory: <http://schools.nyc.gov/ChoicesEnrollment/Elementary/Resources/default.htm>
- NYC School Dashboard: https://schoolqualityreports.nyc/reports/dashboard.html - dbn=28Q101&report_type=EMS&view=City